

KOBELCO

SK140SRLC Offset Boom-7

Performance  Design

SK 140SRLC Offset Boom

■ Bucket capacity:

0.38 – 0.50 m³

■ Engine power:

86 kW / 2,200 min⁻¹

■ Operating weight:

16,300 – 18,000 kg



Complies with the EU Stage V
exhaust emission regulation

Built for Perfectionists



SK 140SR_{LC}



Performance Design

SK140SRLC Offset Boom of KOBELCO has realised a completely new value by harmonising PERFORMANCE – greater efficiency and productivity with an increased power and speed and DESIGN – operator-based operability and comfort, refusing to accept any compromises.

In pursuit of unique and matchless machines which are unforgettable once you use them, KOBELCO will continue to rise to meet every challenge.

THE ULTIMATE IN SIMPLE AND ELEGANT DESIGN

Our pursuit of functional beauty and aesthetic sense produced a new interior design.

Jog dial

This jog dial integrates multiple functions to realise simple operations. Even with gloved hands, the operator can set various machine conditions without stress.

LED backlights

The switches and dials have LED backlights – they provide a bright, clear view in the dark and set a luxurious mood.







UNFORGETTABLE COMFORT

① Air suspension seat

A GRAMMER* seat is installed as standard equipment, which achieves excellent shock absorption and superior ride comfort.

*GRAMMER is trademark of GRAMMER AG, registered in Germany and other countries.

② Air conditioner blowing from the rear

Air is blown against the operator's waist and the back of their head, offering more comfortable operation.

③ Lever angles allow for comfortable operations

The operator can move the levers horizontally without twisting their wrist, which reduces the fatigue caused by the operations.




New hydraulic control

Our newly upgraded hydraulic control system responds to shorter lever strokes than current models, delivering swifter, more precise movement and improved lever operability.

④ LED door light

The LED interior light automatically turns on when the door is opened or when the ignition is set to OFF. This ensures easy entry and exit at nighttime.

⑤ Parallel wipers secure a wide field of view



KOBELCO



04:33



SETTING MENU



PICTURE OF
CAMERA



CLOCK
SETTING



SCREEN
BRIGHTNESS



MAINTENANCE



CONSUMPTION



LANGUAGE
SELECTION



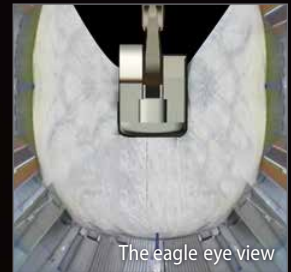



PRESSURE
RELEASE



SAFETY ON FULL DISPLAY

Standard 3 Sides Safety Camera System

Our high-resolution, large display shows right, left and rear side cameras together. Multiple display allows the operator to customize viewing needs to enhance operator awareness and jobsite safety.



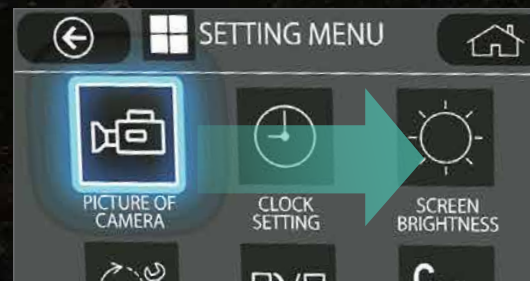
Large 10-Inch Color Monitor

The easy-to-operate menu screen and recognizable icons assist the operator to select the most important information needed to ensure jobsite safety and machine control.



Dial in the Right Information

Simply turn the jog dial to the right or left to select an operational feature, then press the dial to confirm selection.



EXPERIENCING A COMPETENT PERFORMANCE

Our high-power engine complies with STAGE V emission regulations

Compared to previous models, the engine output is significantly increased, which thereby shortens the digging cycle time remarkably. It attains high performances without reducing the speed even when heavy a load is applied or when travelling on a slope.



Model: ISUZU 4JJ1XDDV A01

Engine output


86 kW / 2,200 min⁻¹

➤➤➤ Digging cycle time Shortened by **8 %**

(Compared to the SK140SRLC Offset Boom-5 model)

Performance

ADDED CAPABILITIES SMOOTH OUT ANY ROAD PROJECT



Standard equipment includes an offset boom, and a dozer blade makes swift work of excavation next to walls or of side ditches, as well as refilling.

535 mm

Digging width at outer edge of right crawler

135 mm

Digging width at outer edge of left crawler

Offset boom with hydraulic lines inside the cylinders to prevent damage

The press-constructed boom is both lightweight and slim for smooth operation. The large offset makes it easy to dig right next to walls.



>>> Bucket digging force

Increased by **6%**

(Compared to the SK140SRLC Offset Boom-5 model)

>>> New hydraulic control

The redesigned hydraulic flow division ensures the right pressure at the right time for faster digging. It contributes to improved cycle time.



3,320 mm

Min. working width

Compact working radius is ideal for road work in close quarters

The operator gets the best of both worlds: a roomy cab fitted on a compact upper body. With such a small working radius, the machine is perfect for continuous digging, swinging, and loading operations in tight spaces.

Smooth rotation cuts cycle times during swinging operation

Thanks to powerful swing torque and fast swing speed, digging, swinging, and loading — continuous operation makes any task faster.

*When the arm is in the centre position.

GREATER MULTI-FUNCTION CAPABILITIES

Attachment mode

The flow-rate modes of the bucket, breaker, nibbler, and rotating grapple are set before delivery, which allows you to start operating immediately. Mode settings for other attachments, such as the tilt rotator, can easily be added or changed.





Adjustment for hydraulic flow

Divide ratio of hydraulic flow can be adjusted by service factory for custom usage.



NON-STOP OPERATION BY iNDr



iNDr Integrated
Noise & Dust
Reduction
Cooling System

iNDr Filter

A high-density mesh filter blocks dust intruding during air intake. This prevents the cooling device and the air cleaner from clogging with dust and maintains their performances. The ridges of the corrugated filter allow the air to pass through, and the grooves collect the dust, which prevents the filter from clogging.

CONVENIENT AND SENSIBLE EQUIPMENT



Console mount

The console-integrated seat allows for comfortable operation.



DAB + radio (FM/AM & AUX & USB & Bluetooth® & hands-free telephone)

Bluetooth® is a registered trademark of the Bluetooth SIG Inc.



USB port /12 V power outlet



Smartphone holder

You can use the holder with your smartphone connected to the USB port.



Standard overhead top guard level II

The standard overhead cab guard can be tilted open with gas damper for easy window cleaning. Meets standard top guard level II requirements (ISO 10262).



Urea tank

Urea filter cap is placed on the step for easy access.



Rear camera




Left camera



Right camera


Built-in rear camera/left camera/right camera



Floating dozer (Option)

Floating dozer assists in easier leveling work.

Floating function can be activated by the switch which is integrated into the dozer control lever.



KOBELCO MONITORING EXCAVATOR SYSTEM



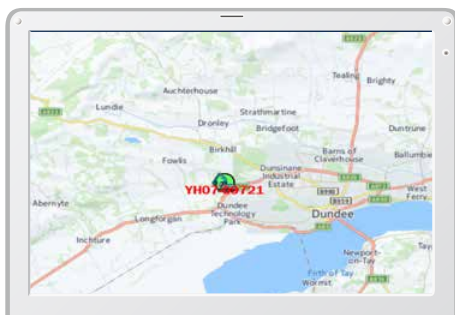
Remote Monitoring for Peace of Mind

KOMEXS (Kobelco Monitoring Excavator System) uses satellite communication and internet to relay data, and therefore can be deployed in areas where other forms of communication are difficult. When a hydraulic excavator is fitted with this system, data on the machine's operation, such as operating hours, location, fuel consumption, and maintenance status can be obtained remotely.

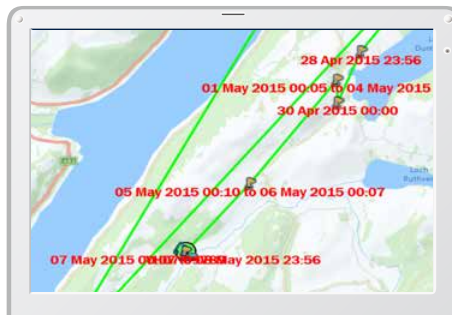
Direct Access to Operational Status

Location Data

Accurate location data can be obtained even from sites where communications are difficult.



Latest location



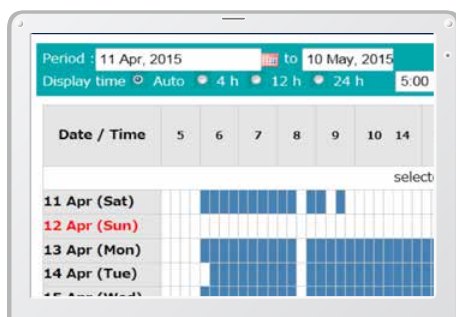
Location records

Period	11 Apr, 2015	to	10 May, 2015	Search
Type of Operation	Working Hrs	Ratio		
Total Working Hrs	169 Hrs	100 %		
Digging Hrs	72.2 Hrs	43 %		
Traveling Hrs	18.3 Hrs	11 %		
Idle Hrs	15.9 Hrs	9 %		
Opt Att Hrs	62.5 Hrs	37 %		
Crane Mode Hrs	0 Hrs	0 %		

Work data

Operating Hours

- A comparison of operating times of machines at multiple locations shows which locations are busier and more profitable.
- Operating hours on site can be accurately recorded, for running time calculations needed for rental machines, etc.



Daily report

Fuel Consumption Data

Data on fuel consumption and idling times can be used to indicate improvements in fuel consumption.

Work mode	Working Hrs	Total Fuel Consumption
H mode	2:06	24.5 L
S mode	0:00	0.0 L
E mode	169:19	1489.7 L
TOTAL	171:25	1514.2 L

Fuel consumption

Graph of Work Content

The graph shows how working hours are divided among different operating categories, including digging, idling, travelling and optional operations.



Work status

Maintenance Data and Warning Alerts

Machine Maintenance Data

- Provides maintenance status of separate machines operating at multiple sites.
- Maintenance data is also relayed to KOBELCO service personnel, for more efficient planning of periodic servicing.

Model	Serial No.	Hour Meter	Engine Oil
SK135SRLC-3/SK140SRL	YH07-09721	734 Hr	434
SK135SRLC-3/SK140SRL	YH07-09789	73 Hr	429
SK210LC-9	YQ13-10454	960 Hr	58
SK210LC-9	YQ13-10481	549 Hr	498
SK75SR-	YT08-30374		

Maintenance

Warning Alerts

This system warns an alert if an anomaly is sensed, preventing damage that could result in machine downtime.

Alarm Information Can Be Received through E-mail

Alarm information or maintenance notice can be received through E-mail, using a computer or cell phone.



Alarm messages can be received on mobile device.

Daily/Monthly Reports

Operational data downloaded onto a computer helps in formulating daily and monthly reports.

Security System

Engine Start Alarm

The system can be set an alarm if the machine is operated outside designated time.

Engine start alarm outside prescribed work time

Area Alarm

It can be set an alarm if the machine is moved out of its designated area to another location.

Alarm for outside of reset area

Specifications



Engine

Model	ISUZU MOTORS LIMITED 4JJ1XDDV A01
Type	Four-cycle, liquid-cooled, direct injection diesel, turbo charged complies with EU Stage V exhaust emission regulation
No. of cylinders	4
Bore and stroke	95.4 mm x 104.9 mm
Displacement	2.999 L
Rated power output	78.6 kW/2,200 min ⁻¹ (ISO 9249: with fan) 86 kW/2,200 min ⁻¹ (ISO 14396: without fan)
Max. torque	354 N-m/1,800 min ⁻¹ (ISO 9249: with fan) 375 N-m/1,800 min ⁻¹ (ISO 14396: without fan)



Hydraulic system

Pump	
Type	Two variable displacement piston pumps + one gear pump
Max. discharge flow	2 × 142 L/min 1 × 66 L/min 1 × 22 L/min
Relief valve setting	
Boom, arm and bucket	34.3 Mpa
Travel circuit	34.3 Mpa
Swing circuit	28.0 Mpa
Control circuit	5.0 Mpa
Pilot control pump	Gear type
Main control valves	13-spool
Oil cooler	Air cooled type



Swing system

Swing motor	One fixed displacement piston motor
Brake	Hydraulic; locking automatically when the swing control lever is in the neutral position
Parking brake	Wet multiple plate
Swing speed	11.0 min ⁻¹
Swing torque	40.4 kN-m
Maximum swing gradient (Loaded)*	26% {15°}

*Value for the least favourable specification



Travel system

Travel motors	Variable displacement piston, two-speed motors
Travel brakes	Hydraulic brake
Parking brakes	Wet multiple plate
Travel shoes	46 each side
Travel speed	3.4 / 5.6 km/h
Drawbar pulling force	140 kN (SAE)
Gradeability	70% {35°}



Cab & control

Cab

All-weather, sound-suppressed steel cab mounted on the silicon-sealed viscous mounts and equipped with a heavy, insulated floor mat

Control

Two hand levers and two foot pedals for travel

Two hand levers for excavating and swing

Electric rotary-type engine throttle

Noise levels

External	99 dB(A)
Operator	74 dB(A)



Cylinders

Boom cylinders	100 mm × 1,065 mm
Arm cylinder	115 mm × 965 mm
Bucket cylinder	95 mm × 885 mm
Offset cylinder	105 mm × 510 mm
Dozer cylinders	125 mm × 220 mm



Refilling capacities & lubrications

Fuel tank	186 L
Cooling system	17 L
Engine oil	17 L
Travel reduction gear	2 × 2.1 L
Swing reduction gear	1.65 L
Hydraulic oil tank	89.9 L tank oil level
	186 L hydraulic system
Urea tank	26 L



Attachments

Backhoe bucket and combination

Use			Backhoe bucket		
			Normal digging		
Bucket capacity	ISO heaped	m ³	0.38	0.45	0.50
	struck	m ³	0.28	0.35	0.38
Opening width	With side cutter	mm	800	915	1,000
	Without side cutter	mm	740	855	940
No. of teeth			4	4	5
Bucket weight		kg	340	360	390
Combination	2.20m standard arm		○	◎	○
	2.50m long arm		◎	△	×

◎ Standard ○ Recommended △ Loading only × Not recommended

SK140SR_{LC} Offset Boom

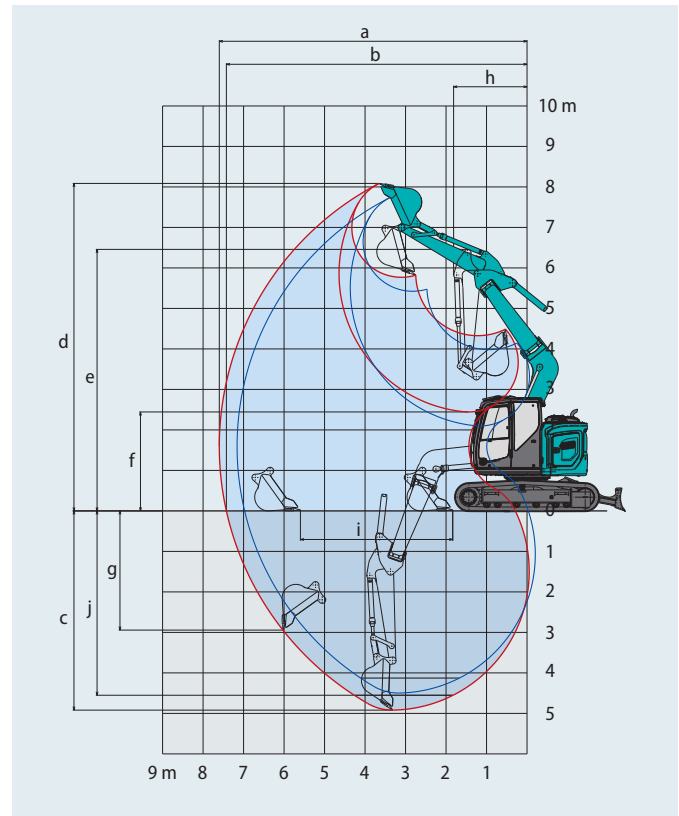
SK140SR_{LC}-7 Offset Boom



Working ranges

Unit: m

Boom Range	Arm	Offset boom				
		2.20 m			2.50 m	
		Max. left	Centre	Max. right	Max. left	Max. right
a- Max. digging reach		7.18	7.60	7.16	7.44	7.86
b- Max. digging reach at ground level		6.99	7.42	6.98	7.26	7.69
c- Max. digging depth		4.52	4.92	4.50	4.81	5.22
d- Max. digging height		7.75	8.09	7.74	7.91	8.25
e- Max. dumping clearance		5.43	5.77	5.42	5.59	5.93
f- Min. dumping clearance		2.11	2.44	2.10	1.82	2.15
g- Max. vertical wall digging depth		2.62	2.94	2.61	2.90	3.23
h- Min. swing radius		1.88	1.83	2.13	1.93	1.87
i- Horizontal digging stroke at ground level		3.78	3.76	3.78	4.25	4.22
j- Digging depth for 2.4 m (8') flat bottom		4.15	4.55	4.13	4.47	4.45
Bucket capacity ISO heaped m ³		0.45	0.45	0.45	0.38	0.38



— 2.20 m Arm (centre)

— 2.20 m Arm (right and left)

Digging force (ISO 6015)

Unit: kN

Arm length	2.20 m	2.50 m
Bucket digging force	92.9	
Arm crowding force	61.9	57.3



Dimensions

Arm length	2.20 m	2.50 m
A Overall length	7,550	7,570
B Overall height (to top of boom)	2,730	2,750
C Overall width (600 mm shoe)	2,590	
D Overall height (to top of cab)	2,870	
E Ground clearance of rear end*	880	
F Ground clearance*	410	
G Tail swing radius {additional counterweight}	1,490 {1,610**/1,670***}	

	Unit: mm
G' Distance from centre of swing to rear end {additional counterweight}	1,490 {1,610**/1,670***}
H Tumbler distance	3,040
I Overall length of crawler	3,780
J Track gauge	1,990
K Shoe width	600
L Overall width of upperstructure	2,480
M Dozer blade (up/down)	515/575

*Without including height of shoe lug **580 kg counterweight ***1,000 kg counterweight

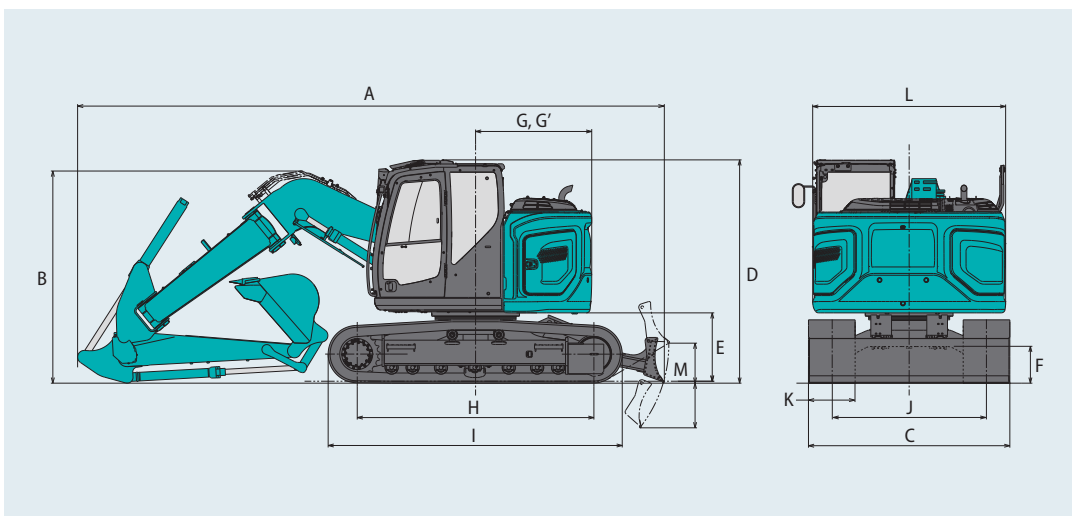
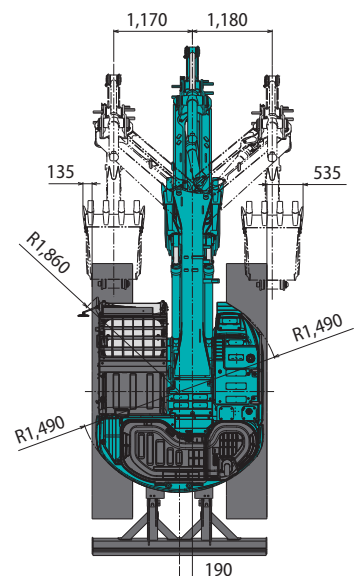


Illustration: 2.20 m arm



Operating weight & ground pressure

Offset boom

Boom: Offset Arm: 2.20 m Bucket: 0.45 m³ ISO heaped bucket Dozer: with

	HD shoes			BS Geogrip shoes	Rubber pad shoes
Shoes (mm)	500	600	700	500	500
Dozer (mm)	2,490	2,590	2,690	2,490	2,490
Counterweight	standard				
Ground pressure (kPa)	49.0	41.4	36.0	48.3	49.0
Operating weight (kg)	16,500	16,700	17,000	16,300	16,600

	HD shoes			BS Geogrip shoes	Rubber pad shoes	HD shoes			BS Geogrip shoes	Rubber pad shoes
Shoes (mm)	500	600	700	500	500	500	600	700	500	500
Dozer (mm)	2,490	2,590	2,690	2,490	2,490	2,490	2,590	2,690	2,490	2,490
Counterweight	+ 580 kg					+ 1,000 kg				
Ground pressure (kPa)	50.7	42.9	37.3	50.0	50.7	51.9	43.9	38.2	51.2	52.0
Operating weight (kg)	17,000	17,300	17,600	16,900	17,200	17,500	17,700	18,000	17,300	17,600

Boom: Offset Arm: 2.50 m Bucket: 0.38 m³ ISO heaped bucket Dozer: with

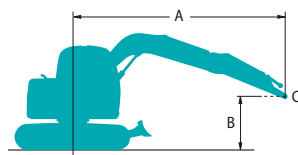
	HD shoes			BS Geogrip shoes	Rubber pad shoes
Shoes (mm)	500	600	700	500	500
Dozer (mm)	2,490	2,590	2,690	2,490	2,490
Counterweight	standard				
Ground pressure (kPa)	49.1	41.5	36.1	48.4	49.1
Operating weight (kg)	16,500	16,800	17,000	16,300	16,600

	HD shoes			BS Geogrip shoes	Rubber pad shoes	HD shoes			BS Geogrip shoes	Rubber pad shoes
Shoes (mm)	500	600	700	500	500	500	600	700	500	500
Dozer (mm)	2,490	2,590	2,690	2,490	2,490	2,490	2,590	2,690	2,490	2,490
Counterweight	+ 580 kg					+ 1,000 kg				
Ground pressure (kPa)	50.8	43.0	37.4	50.1	50.9	52.0	44.0	38.3	51.3	52.1
Operating weight (kg)	17,100	17,300	17,600	16,900	17,200	17,500	17,800	18,000	17,300	17,600

Lift capacities

SK140SR_{LC} Offset Boom

SK140SR_{LC}-7 Offset Boom



Rating over front













Rating over side or 360 degrees











A - Reach from swing centreline to arm top











B - Arm top height above/below ground











C - Lift point

Relief valve setting: 34.3 MPa

SK140SR _{LC}		Offset boom		Arm: 2.20 m	Bucket: without		Counterweight: 3,150 kg + 580 kg		Shoe: 600 mm	Dozer: blade up		
B	A	1.5 m		3.0 m		4.5 m		6.0 m		At max. reach		Radius
												
6.0 m	kg					*2,710	*2,710			*2,620	*2,620	4.52 m
4.5 m	kg			*4,070	*4,070	*3,580	*3,580			*2,510	*2,510	5.65 m
3.0 m	kg			*6,030	*6,030	*4,220	3,870	*3,550	2,450	*2,640	2,310	6.21 m
1.5 m	kg			*8,090	6,210	*4,980	3,510	3,700	2,320	*2,980	2,110	6.37 m
G.L.	kg			*7,910	5,860	*5,390	3,280	3,580	2,210	3,450	2,140	6.15 m
−1.5 m	kg	*6,240	*6,240	*7,780	5,860	*5,200	3,210			4,020	2,450	5.51 m
−3.0 m	kg			*6,030	*6,030					*4,250	3,610	4.25 m

SK140SR _{LC}		Offset boom		Arm: 2.20 m	Bucket: without		Counterweight: 3,150 kg + 1,000 kg		Shoe: 600 mm	Dozer: blade up		
B	A	1.5 m		3.0 m		4.5 m		6.0 m		At max. reach		Radius
												
6.0 m	kg					*2,710	*2,710			*2,620	*2,620	4.52 m
4.5 m	kg			*4,070	*4,070	*3,580	*3,580			*2,510	*2,510	5.65 m
3.0 m	kg			*6,030	*6,030	*4,220	4,100	*3,550	2,620	*2,640	2,470	6.21 m
1.5 m	kg			*8,090	6,630	*4,980	3,750	*3,810	2,480	*2,980	2,270	6.37 m
G.L.	kg			*7,910	6,280	*5,390	3,520	3,800	2,380	3,660	2,300	6.15 m
−1.5 m	kg	*6,240	*6,240	*7,780	6,280	*5,200	3,450			*4,070	2,640	5.51 m
−3.0 m	kg			*6,030	*6,030					*4,250	3,860	4.25 m

SK140SR _{LC}		Offset boom		Arm: 2.50 m	Bucket: without		Counterweight: 3,150 kg + 580 kg		Shoe: 600 mm	Dozer: blade up		
B <div></div>	A <div></div>	1.5 m		3.0 m		4.5 m		6.0 m		At max. reach		Radius
												
6.0 m	kg					*3,180	*3,180			*2,370	*2,370	4.88 m
4.5 m	kg					*3,320	*3,320			*2,280	*2,280	5.94 m
3.0 m	kg			*5,490	*5,490	*3,980	3,920	*3,380	2,470	*2,390	2,160	6.48 m
1.5 m	kg			*7,710	6,340	*4,790	3,540	*3,700	2,320	*2,670	1,980	6.63 m
G.L.	kg			*8,070	5,850	*5,300	3,270	3,570	2,200	3,230	2,000	6.42 m
−1.5 m	kg	*5,660	*5,660	*7,980	5,790	*5,250	3,170			3,690	2,250	5.81 m
−3.0 m	kg	*9,000	*9,000	*6,500	5,960	*4,300	3,260			*4,120	3,130	4.64 m

SK140SR _{LC}		Offset boom		Arm: 2.50 m	Bucket: without		Counterweight: 3,150 kg + 1,000 kg		Shoe: 600 mm	Dozer: blade up		
B	A	1.5 m		3.0 m		4.5 m		6.0 m		At max. reach		Radius
												
6.0 m	kg					*3,180	*3,180			*2,370	*2,370	4.88 m
4.5 m	kg					*3,320	*3,320			*2,280	*2,280	5.94 m
3.0 m	kg			*5,490	*5,490	*3,980	*3,980	*3,380	2,640	*2,390	2,310	6.48 m
1.5 m	kg			*7,710	6,760	*4,790	3,780	*3,700	2,490	*2,670	2,130	6.63 m
G.L.	kg			*8,070	6,270	*5,300	3,510	3,780	2,360	*3,240	2,150	6.42 m
−1.5 m	kg	*5,660	*5,660	*7,980	6,210	*5,250	3,410			*3,870	2,420	5.81 m
−3.0 m	kg	*9,000	*9,000	*6,500	6,380	*4,300	3,490			*4,120	3,350	4.64 m

Notes:

- Do not attempt to lift or hold any load that is greater than these lift capacities at their specified lift point radius and heights. Weight of all accessories must be deducted from the above lift capacities.
- Lift capacities are based on machine standing on level, firm, and uniform ground. User must make allowance for job conditions such as soft or uneven ground, out of level conditions, side loads, sudden stopping of loads, hazardous conditions, experience of personnel, etc.
- Bucket pin attachment point defined as lift point.
- The above lift capacities are in compliance with ISO 10567. They do not exceed 87% of hydraulic lift capacity or 75% of tipping load. Lift capacities marked with an asterisk (*) are limited by hydraulic capacity rather than tipping load.
- Operator should be fully acquainted with the Operator's and Maintenance Instructions before operating this machine. Rules for safe operation of equipment should be adhered to at all times.
- Lift capacities apply to only machine as originally manufactured and normally equipped by KOBELCO CONSTRUCTION MACHINERY CO., LTD.

Standard and Optional Equipment

● =Std ○ =Opt

Category	Description	SK140SRLC Offset Boom-7
CAB	Cab (ROPS) (ISO12117-2: 2008)	●
FRONT GUARD	Front guard (OPG Level II) (ISO10262: 1998)	○
SEAT	Air suspension seat + heater	●
SHOE	500 mm steel shoe	○
	600 mm steel shoe	●
	700 mm steel shoe	○
	500 mm bolt on rubber pad shoe (with GD shoe)	○
	500 mm BS GeoGrip shoe	○
BOOM	Offset boom with two LED lights	●
ARM	Standard arm (2.20 m) + Bucket link with lifting hook	●
	Long arm (2.50 m) + Bucket link with lifting hook	○
PIPING	Standard piping + safety valve (boom & arm cylinder)	○
	Standard piping + safety valve (boom & arm cylinder) + QH piping	●
	Low & high flow piping + safety valve (boom & arm cylinder)	○
	Low & high flow piping + safety valve (boom & arm cylinder) + QH piping	○
LIGHTS	LED work lights ; 2 on Boom, 1 on upper frame, 2 on rear counterweight	●
CONTROL SYSTEM	Proportional Hand Control (for low & high flow piping)	○
C/W	Standard counterweight	●
	Additional counterweight (+580 kg)	○
	Additional counterweight (+1,000 kg)	○
DOZER	Dozer blade (2,490 mm/for 500 mm shoes)	○
	Dozer blade (2,590 mm/for 600 mm shoes)	●
	Dozer blade (2,690 mm/for 700 mm shoes)	○
	Floating dozer	○
OTHER	Cab top LED work lights (two lights)	○
	Rain visor	○
	Travel alarm	○
	Hydraulic oil VG46	○
	Hydraulic oil VG68	○
	RAL color	○
STANDARD EQUIPMENT	Top guard (OPG Level II) (ISO 10262: 1998)	●
	Hydraulic oil VG32	●
	Air conditioner	●
	DAB+ radio (FM/AM & AUX & USB & Bluetooth* & hands-free telephone)	●
	Harness for CAB four lights and CAB yellow flasher	●
	Harness for engine room light	●
	Eagle eye view camera (rear, right and left)	●
	Refueling pump	●
	Lower frame guard	●
	Track guide (one per side)	●
	Boom cylinder guard	●
	Cab interference prevention system	●
	Overload alarm	●
	KOMEXS	●
	Sun screen	●
	Large footrest	●
	Emergency escape hammer	●

*The air conditioner system on this machine contains fluorinated greenhouse gas HFC-134a (GWP 1430). Quantity of gas 0.8 kg (CO₂ equivalent 1.2 t).
Note: Bluetooth* is a registered trademark of the Bluetooth SIG Inc.

Note: This catalogue may contain attachments and optional equipment that are not available in your area. And it may contain photographs of machines with specifications that differ from those of machines sold in your areas. Please consult your nearest KOBELCO distributor for those items you require.
Specialist equipment is needed to use this machine in demolition work. Before using it please contact your KOBELCO dealer.
Due to our policy of continuous product improvements all designs and specifications are subject to change without advance notice.
Copyright by **KOBELCO CONSTRUCTION MACHINERY CO., LTD.** No part of this catalogue may be reproduced in any manner without notice.

KOBELCO CONSTRUCTION MACHINERY EUROPE B.V.

www.kobelco-europe.com



Enquiries To: